

PROFESSIONAL PIPE CUTTING POWER TOOLS



The Original
Pipe Cutting System
made by Exact Tools

Designed in Finland

exact
Pipe Cutting System

PROFESSIONAL PIPE CUTTING TOOLS FOR DEMANDING CONDITIONS

UNIQUE EXACT METHOD FOR CUTTING PIPES

The Exact pipe cutting system is designed and made for professional use. All pipe cutters are lightweight and easy to carry and operate on-site. You can use the Exact pipe saws to cut steel, plastic, copper, aluminium, cast iron, stainless steel and multi-layer pipes. In our product range we also have special pipe saws for cutting ventilation pipes and for cutting and bevelling plastic pipes in one process. Our pipe cutting systems have been used for over 10 years and our patented technology has been used globally by many famous world-leading brands. You have everything you need in one handy shoulder bag.

PERFECT CUT ENDS ARE READY TO WELD OR JOIN

When welding pipes it is most important to have straight and clean cut ends. With the Exact Pipe cutting system the pipe ends fulfil these needs. Pipes are immediately ready to be welded or joined together by other means. Exact saws are incredibly fast. It takes less than 20 seconds to cut Ø170 mm with 5 mm wall. Exact method is also fire safe, energy saving and safe for the user and the working environment. The Exact method has a huge cutting range and one person can easily handle also large pipes by themselves. Join the satisfied group of Exact users.

” Award winning patented
innovations from Finland

Work wear in photos by > [blaklader.com](https://www.blaklader.com)



PipeCut V1000 | PipeCut P400 | PipeCut 170 | PipeCut 170E | PipeCut 220E | PipeCut 280E | PipeCut 360E

EXACT PIPE CUTTING SAWS

Introduction to Exact Tools pipe cutters	page 4
PipeCut 170 Lightweight and handy	page 6
PipeCut 170E Powerful, lightweight and handy	page 7
PipeCut 220E Powerful, plus a wide cutting capacity	page 8
PipeCut 280E Most effective pipe cutting	page 9
PipeCut 360E The largest universal pipe saw in the Exact range	page 10

SPECIAL EXACT PIPE CUTTING SAWS

PipeCut P400 Cut and bevel plastic pipes in one process	page 11
PipeCut V1000 New era for spiral duct cutting	page 12
PipeCut+Bevel 170E Cut and bevel cast iron pipes	page 13

BATTERY EXACT PIPE CUTTING SAWS **NEW**

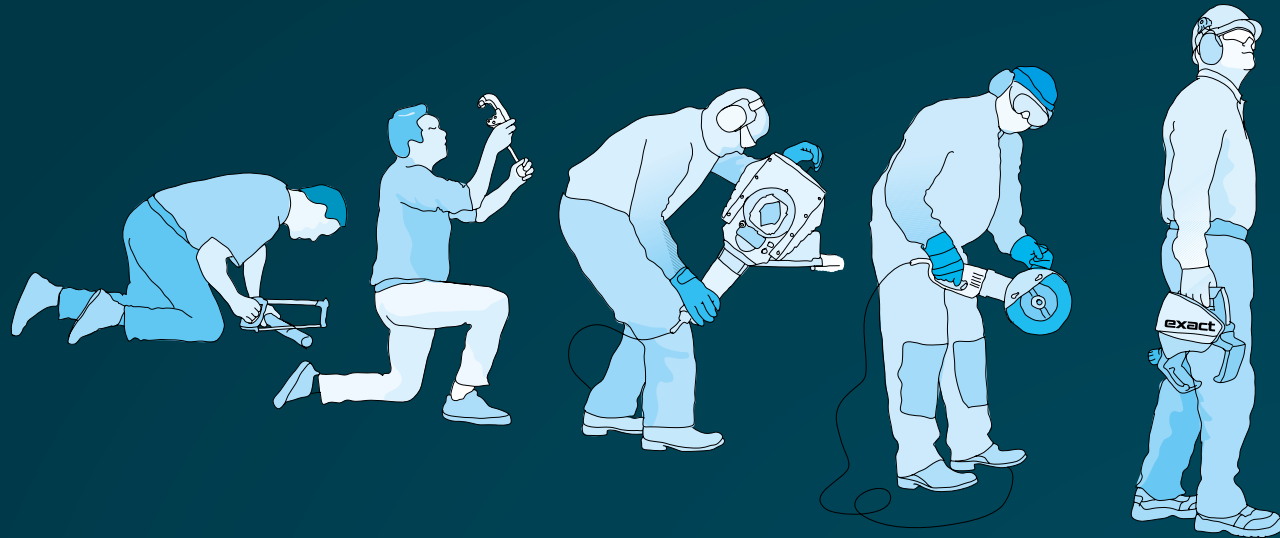
PipeCut P170 BATTERY Maintenance man's dream	page 14
PipeCut P400 BATTERY Work on the edge of the ditch	page 15
PipeCut V1000 BATTERY Next episode of the new era	page 16

EXACT PIPE BENCH **NEW**

PipeBench 170 Real mate for renovation	page 17
---	----------------

BLADES/DISCS

Blades and discs for Exact Tools pipe saws	page 18
---	----------------



Effective, safe and easy to use

– bringing pipe cutting and finishing into the 21st Century

EXACT PIPE CUTTING SYSTEM: USER FRIENDLY INNOVATION

In 2002 Exact Tools introduced an innovative system for cutting and finishing metal, plastic and ventilation pipes. The Exact pipe cutting system is revolutionising the efficiency of pipe cutting whilst at the same time increasing safety and working comfort, raising the bar for modern construction standards.

RIGHT FIRST TIME AND READY FOR USE

With the Exact pipe cutting system, pipe cutting is improved beyond comparison. The Exact pipe cutters complete the work in a fraction of the time taken using alternative methods. In addition, the quality of the finished cut is so clean and straight that normally no extra shaping or rework is required. The pipe cutters are light and easy to move, so work can be carried out wherever it is needed.

SAFETY BENEFITS ALSO ENHANCE PERFORMANCE AND PRODUCTIVITY

When cutting metal pipes the Exact pipe cutters create virtually no sparks. As the cutting process is a cold cut, the cutting edge/surface does not heat up, avoiding as an example in the case of cast iron pipes the possibility of damage of the pipe or inside coating. The method is much safer for workers. It also means that the pipe can be cut at the point of installation without fear of fire hazards or of damage to other building materials.



LIGHT, FAST, EASY – PROVIDING WORKING COMFORT THAT LASTS A LIFETIME

When using the Exact pipe cutting system no longer will you have to move heavy tools or pipes into all different positions. The pipe cutters require only a gentle, stable rotation. The light and comfortable system eliminates any risks to health that come from the movement of heavy tools or difficult to use equipment – major causes of physical injuries over the years.

“ Once you’ve tried Exact,
there is no turning back

– Arttu Starkki, plumber

INVEST IN COMFORT; INVEST IN YOUR HEALTH

Before the introduction of the Exact pipe cutting system there had been no innovation in the practice of cutting pipes for decades. Often workers had to use an angle grinder that is not only inaccurate but also presents a fire safety hazard.

SUPERIOR SPEED

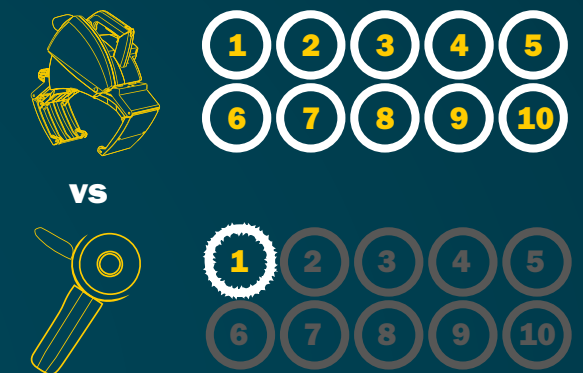
In normal, working environments on location the speed of the Exact pipe cutting system is revolutionary when compared to earlier pipe cutting methods.

When the cutting has been finished eg. with an angle grinder, very often the pipe is still not ready to be welded or connected but a cumbersome and time consuming process of grinding the pipe must be performed. With certain Exact pipe cutting models it is possible to cut or bevel or cut and bevel at the same time, leaving a cutting surface that is straight, clean and ready to be connected. All models produce a clean cut surface.

HOW DO YOU WANT TO WORK?

It’s a simple choice. Pipe cutting and finishing can be quick, safe and comfortable. Alternatively it can be slow, heavy and, in the long run, detrimental to your health. Exact Tools has given everybody the choice – so don’t suffer in silence. The Exact pipe cutting system offers innovative tools for the cutting and finishing of metal, plastic and ventilation pipes. The common characteristics of all Exact tools are their quick operation, their lightweight and their sophisticated comfort for users.

Exact Tools Pipe saw is able to cut 10 clean pipe cuts at the same time an angle grinder produces one rough cut.



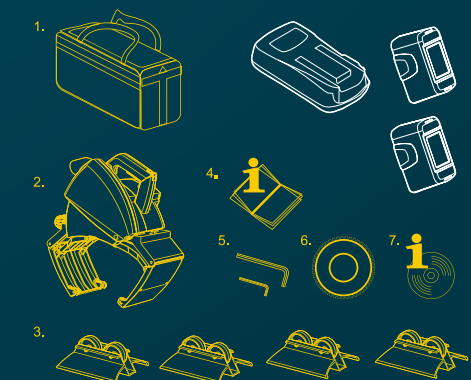
EVERYTHING YOU NEED IN ONE SHOULDER BAG

The PipeCut system is supplied complete with:

1. PipeCut shoulder bag
2. Exact PipeCut pipe saw
3. Pipe Supports x 4 (not included with the V1000)
4. Operating instructions manual
5. Allen keys 5 mm and 2 mm fitted to the machine
6. TCT blade fitted on the machine
7. DVD-video disc containing instructions and demonstrations

Battery operated pipe saws also include:

2 x 18 V 4.0 Ah li-ion battery & charger



PipeCut 170

Lightweight and handy

WEIGHT

12
LBS

RANGE OF USE

Ø
0.6" – 6.7"

MAX PIPE WALL

STEEL
0.23"
PLASTIC
0.55"

SUITABLE FOR

ALL
MATERIALS

VOLTAGE ⚡

220 – 240 V / 50 – 60 Hz

PipeCut 170E

Powerfull and lightweight

WEIGHT

12
LBS

RANGE OF USE

Ø
0.6" – 6.7"

MAX PIPE WALL

STEEL
0.31"
PLASTIC
0.55"

SUITABLE FOR

ALL
MATERIALS

VOLTAGE ⚡

110 – 120 V / 50 – 60 Hz
220 – 240 V / 50 – 60 Hz



PipeCut 170

I Voltage/Power/Current 220–240 V | 1010 W | 4.7 A

II Voltage/Power/Current Available only as 220–240V version

No-Load speed 4000 r/min

Blade diameter 5.51"

Mounting bore 2.44"

Automatic fuse



Lightweight and handy PipeCut 170

has a wide cutting range even it weighs only 12 lbs. PipeCut 170 can be used for cutting both metal and plastic pipes. It is very comfortable and light to use and it cuts the pipes extremely fast.



PRICE INCLUDES:

PipeCut 170 pipe saw, TCT 140 blade, Shoulder bag,
Pipe support x 4, Instructions, Allen keys, DVD-video.

BLADES/DISCS FOR PipeCut 170 - see more on page 18

www.exacttools.com

exact
Pipe Cutting System



PipeCut 170E

I Voltage/Power/Current 220–240 V | 1200 W | 5.6 A

II Voltage/Power/Current 110–120 V | 1010 W | 9.2 A

No-Load speed 1600–3500 r/min

Blade diameter 5.51"

Mounting bore 2.44"

Speed preselection



Powerful, lightweight and handy PipeCut 170E

can be used for cutting both metal and plastic pipes. Because of its adjustable speed and steady torque feature it is ideal for cutting stainless steel and cast iron pipes. It offers hi end performance for pipe fabrication professionals.



PRICE INCLUDES:

PipeCut 170E pipe saw, TCT 140 blade, Shoulder bag,
Pipe support x 4, Instructions, Allen keys, DVD-video.

BLADES/DISCS FOR PipeCut 170E - see more on page 18

www.exacttools.com

exact
Pipe Cutting System

PipeCut 220E

Wide cutting capacity

WEIGHT	RANGE OF USE	MAX PIPE WALL	SUITABLE FOR	VOLTAGE
13 LBS	Ø 0.6"–8.6"	STEEL 0.23" PLASTIC 0.55"	ALL MATERIALS	110–120V/50–60 Hz 220–240V/50–60 Hz

PipeCut 280E

Most effective pipe cutting

WEIGHT	RANGE OF USE	MAX PIPE WALL	SUITABLE FOR	VOLTAGE
20 LBS	Ø 1.6"–11"	STEEL 0.4" PLASTIC 1.5"	ALL MATERIALS	110–120V/50–60 Hz 220–240V/50–60 Hz



PipeCut 220E


I Voltage/Power/Current	220–240 V 1200 W 5.6 A
II Voltage/Power/Current	110–120 V 1010 W 9.2 A
No-Load speed	1600–3500 r/min
Blade diameter	5.51"
Mounting bore	2.44"
Speed preselection	

Power, plus a wide cutting capacity with PipeCut 220E

It can be used for cutting both metal and plastic pipes; the machine has adjustable motor speed and constant torque. Because of its robust design it is ideal for use in both the workshop or on site for a multitude of different pipe applications.

PRICE INCLUDES:

PipeCut 220E pipe saw, TCT 140 blade, Shoulder bag, Pipe support x 4, Instructions, Allen keys, DVD-video.



BLADES/DISCS FOR PipeCut 220E - see more on page 18

www.exacttools.com

exact
Pipe Cutting System



PipeCut 280E

I Voltage/Power/Current	220–240 V 1750 W 8.0 A
II Voltage/Power/Current	110–120 V 1700 W 15.0 A
No-Load speed	1 = 2900 r/min 2 = 3900 r/min
Blade diameter	6.50"
Mounting bore	2.44"
Speed preselection	

Most effective pipe cutting with the powerful PipeCut 280E

It is ideal for cutting metal pipes because of its two speed selection, automatic fuse and torque control. It works well even with the hardest die cast iron pipes. It is also suitable for cutting plastic pipes because it can cut very thick pipe walls and it can be attached to a vacuum cleaner when cutting plastic pipe material.

PRICE INCLUDES:

PipeCut 280E pipesaw, TCT 165 blade, Shoulder bag, Pipe support x 4, Instructions, Allen keys, DVD-video.



BLADES/DISCS FOR PipeCut 280 - see more on page 18

www.exacttools.com

exact
Pipe Cutting System



PipeCut 360E

The largest universal pipe saw

WEIGHT



30
LBS

RANGE OF USE



3" – 14"

MAX PIPE WALL

STEEL
0.4"

PLASTIC
1.5"

SUITABLE FOR

ALL
MATERIALS

VOLTAGE 

110 – 120 V/50 – 60 Hz
220 – 240 V/50 – 60 Hz



PipeCut P400

Cut and bevel plastic pipes

WEIGHT



13
LBS

RANGE OF USE



3.9" – 15.7"

MAX PIPE WALL

CUT
0.98"

CUT & BEVEL
0.86"

SUITABLE FOR

PLASTIC
PIPES

VOLTAGE 

110 – 120 V/50 – 60 Hz
220 – 240 V/50 – 60 Hz



**BATTERY
VERSION**
ON PAGE 15



PipeCut 360E

I Voltage/Power/Current	220–240 V	1750 W	8.0 A
II Voltage/Power/Current	110–120 V	1700 W	15.0 A
No-Load speed	1 = 2900 r/min 2 = 3900 r/min		
Blade diameter	6.50"		
Mounting bore	2.44"		
Speed preselection			

The largest universal pipe saw in the Exact range

Features include two-stage motor speed control, constant torque, soft start and automatic overload protection. PipeCut 360E cuts easily, even when cutting the toughest of cast iron pipes. When cutting plastic pipes it can be attached to a vacuum cleaner for collection of the plastic chips at source during operation. It has a robust design and construction to withstand even the most demanding of conditions.

PRICE INCLUDES:

PipeCut 360E pipe saw, TCT 165 blade, Shoulder bag, Pipe Supports 2 single 1 double, Instructions, Allen keys, DVD-video.



BLADES/DISCS FOR PipeCut 360E - see more on page 18

www.exacttools.com

exact
Pipe Cutting System



PipeCut P400

I Voltage/Power/Current	220–240 V	1010 W	4.7 A
II Voltage/Power/Current	110–120 V	950 W	8.4 A
No-Load speed	4000 r/min		
Blade diameter	5.8" / 5.9"		
Mounting bore	2.44"		
Automatic fuse			

Cut and bevel plastic pipes in one process

Unique method for plastic pipe installations. You just need to cut around a pipe and you get nice 15 degrees bevel at the same time. You can use the PipeCut P400 saw also only for cutting or for just bevelling plastic pipes.

PRICE INCLUDES:

PipeCut P400 pipe saw, TCT P150 blade, Cut & bevel blade, Pipe Supports 2 single 1 double, Shoulder bag, Instructions, Allen key, DVD-video.



BLADES/DISCS FOR PipeCut P400 - see more on page 18

www.exacttools.com

exact
Pipe Cutting System



PipeCut V1000

New era for spiral duct cutting

WEIGHT

13
LBS

RANGE OF USE

3" - 40"

MAX PIPE WALL

SPIRAL
0.06"
SEAM
0.23"

SUITABLE FOR

VENTILATION
PIPES

VOLTAGE

110-120V/50-60 Hz
220-240V/50-60 Hz



PipeCut+Bevel 170E

Cut and bevel cast iron pipes

WEIGHT

12
LBS

RANGE OF USE

0.6" - 6.7"

MAX PIPE WALL

STEEL
0.31"
PLASTIC
0.55"

SUITABLE FOR

CAST IRON
AND PLASTIC
PIPES

VOLTAGE

110-120V/50-60 Hz
220-240V/50-60 Hz



PipeCut V1000

I Voltage/Power/Current 220-240 V | 1010 W | 4.7 A

II Voltage/Power/Current 110-120 V | 950 W | 8.4 A

No-Load speed 4000 r/min

Blade diameter 6.1"

Mounting bore 2.55"

Automatic fuse

New era for spiral duct cutting

Exact Pipe Cut V1000 offers ease of use and a huge size range for cutting spiral ducts. The cut ends are straight and ready to be connected. As an optional extra we have special pipe supports for V1000 that can hold spiral ducts from 75 mm to 1000 mm.

PRICE INCLUDES:

PipeCut V1000 pipe saw, Cermet V155 blade, Shoulder bag, Instructions, Allen key, DVD-video.

OPTIONAL EXTRA: Pipe supports x 3



BLADE FOR PipeCut V1000 - see more on page 18

www.exacttools.com

exact
Pipe Cutting System



PipeCut+Bevel 170E

I Voltage/Power/Current 220-240 V | 1200 W | 5.6 A

II Voltage/Power/Current 110-120 V | 1010 W | 9.2 A

No-Load speed 1600-3500 r/min

Blade diameter 5.51"

Mounting bore 2.44"

Speed preselection


Cut and bevel cast iron pipes

PipeCut+Bevel170E does something that a portable power tool has never done before: Cuts and bevels cast iron pipes in one process due to the cleverly designed diamond disc, you can adjust it to make correct bevel to all commonly used pipe dimensions. When you need to connect pipes with socket joints the PipeCut+Bevel 170E saves time and money and prevents any leaks in the connected pipes. It is suitable also for PVC and other plastic pipes.

A battery version **PipeCut+Bevel 170 Battery** is also available for plastic pipe materials.

PRICE INCLUDES:

PipeCut+Bevel 170E pipe saw, Diamond Cut+Bevel disc, Shoulder bag, Pipe support x 4, Instructions, Allen keys, DVD-video.



DISC FOR PipeCut+Bevel 170E - see more on page 18

www.exacttools.com

exact
Pipe Cutting System



PipeCut 170 BATTERY

Maintenance man's dream

WEIGHT

12
LBS

RANGE OF USE

Ø
0.6" – 6.7"

MAX PIPE WALL

STEEL
0.23"
PLASTIC
0.55"

SUITABLE FOR

**ALL
MATERIALS**

BATTERY

18 V 4.0 Ah
Li-ion

 **18 V BATTERY** OPERATED MODEL



PipeCut P400 BATTERY

Work on the edge of the ditch

WEIGHT

13
LBS

RANGE OF USE

Ø
100MM – 400MM

MAX PIPE WALL

CUT
0.98"
CUT & BEVEL
0.86"

SUITABLE FOR

**PLASTIC
PIPES**

BATTERY

18 V 4.0 Ah
Li-ion

 **18 V BATTERY** OPERATED MODEL



PipeCut 170 BATTERY

Battery	18 V 4.0 Ah Li-ion
Charger voltage	100 – 240 V 50 – 60 Hz
No-Load speed	3500 r/min
Blade diameter	5.51"
Mounting bore	2.44"

The maintenance man's dream has come true

Lightweight and handy PipeCut 170 is now available also in battery version. You cannot find an easier, faster and safer way for cordless pipe cutting. The powerful 18V/4.0 Ah battery enables cutting of steel, stainless steel as well as copper and plastic pipes in any place at any time, efficiently. The range of use is the same as with the AC powered model (15mm–170mm).

PRICE INCLUDES:

PipeCut 170 BATTERY pipe saw, Cermet 140 THIN blade, Shoulder bag, 2 x 18 V 4.0 Ah Li-ion batteries & charger, Pipe support x 4, Instructions, Allen keys, DVD-video.



BLADE FOR PipeCut 170 BATTERY - see more on page 18

www.exacttools.com

exact
Pipe Cutting System



PipeCut P400 BATTERY

Battery	18 V 4.0 Ah Li-ion
Charger voltage	100 – 240 V 50 – 60 Hz
No-Load speed	3500 r/min
Blade diameter	5.8" / 5.9"
Mounting bore	2.44"
Automatic fuse	

Cut and bevel plastic pipes on the edge of the ditch in one go

The cordless PipeCut P400 Battery makes it possible. Cutting with or without bevel makes the pipe handling and installation unbelievably easy and fast. The two powerful 18V/4.0 Ah batteries guarantee that you can work a long time without the need to charge the battery. You can cut and bevel all plastic pipes ranging from 100mm OD up to 400mm OD with the PipeCut P400 Battery.

PRICE INCLUDES:

PipeCut P400 BATTERY pipe saw, TCT P150 blade, Cut & bevel blade, Pipe Supports x4, Shoulder bag, 2 x 18 V 4.0 Ah Li-ion batteries & charger, Instructions, Allen key, DVD-video.



BLADES/DISCS FOR PipeCut P400 BATTERY - see more on page 18

www.exacttools.com

exact
Pipe Cutting System

PipeCut V1000 BATTERY

Next episode of the new era

WEIGHT

13 LBS

RANGE OF USE

3" – 40"

MAX PIPE WALL

SHEET 0.06"

SEAM 0.23"

SUITABLE FOR

VENTILATION PIPES

BATTERY

18 V 4.0 Ah Li-ion

18 V BATTERY OPERATED MODEL



PipeCut V1000 BATTERY

Battery	18 V 4.0 Ah Li-ion
Charger voltage	100 – 240 V 50–60 Hz
No-Load speed	3500 r/min
Blade diameter	6.1"
Mounting bore	2.55"

The next episode of the new era for spiral duct cutting

A battery version of the handy ventilation pipe saw is now available. A huge range (75mm – 1000mm) for cutting spiral ducts in any place on site, safely and quickly. The 18V/4.0 Ah batteries will enable the user to complete many cuts before recharging is required. The PipeCut V1000 Battery is extremely light to carry anywhere you need to cut ventilation pipes.

PRICE INCLUDES:

PipeCut V1000 BATTERY pipe saw, Cermet V155 blade, Shoulder bag, 2 x 18 V 4.0 Ah Li-ion batteries & charger, Instructions, Allen key, DVD-video.

OPTIONAL EXTRA: Pipe supports x 3



BLADE FOR PipeCut V1000 BATTERY - see more on page 18

www.exacttools.com

exact
Pipe Cutting System

PipeBench 170

Real mate for renovation


NEW

2015


PipeBench 170 Cutting & gripping set

- ✓ PipeBench 170 (1pc)
- ✓ Pipe Support (4pcs)
- ✓ Tool Bag (1pc)
- ✓ Chain Vice (1pc)

PipeBench 170 is a real mate at renovation sites and it is also very handy for on site pipe assembly jobs. It is lightweight and easy to carry anywhere you need to work with pipes. Whatever combination you choose, you get a useful shoulder bag for to carry the accesories as well as other tools you need for the pipe works.



Additional accessories



Pipe Bench 170

Weight	26.1 lbs
Length	46.5"–98.8"
Height	27.5"
Working height	34.4"– 40.5"
Capacity	0.6"– 6.7"
Max load	220 lbs
Max length of pipe	120"
Material	steel, aluminum, plastic

PipeBench accessories

A. Pipe Support is intended to support the pipe properly and to let it roll when cutting. The cutting takes place in the middle of 2 pairs. Max OD 6.7".

B. Chain Vice is used to hold the pipe firmly for example when making a thread or when welding parts together.

Additional accessories

1. Chip tray is used when you do not want to mess up your working area. It collects most of the chips when sawing the pipe or making a thread.

2. Work Table is used for multiple types of work. You can shoulder on it pack the parts etc. You can drill holes to it for to mount a vice etc. Dim: 15.7" x 9.8"

exact
Pipe Cutting System

www.exacttools.com



Blades & Discs

Exact has a wide range of specially designed saw blades and diamond discs for Exact PipeCut saws. High quality cutting blades/discs are designed for different purposes and for different PipeCut machines.

TCT BLADES

Blades with tungsten carbide tips for general use. Suitable for cutting steel, copper, aluminium and plastic.

CERMET BLADES

Blades with ceramic tips for heavy duty applications, especially for cutting stainless steel and acid proof steel.

DIAMOND DISCS

Heavy duty special diamond discs only to be used for cutting cast iron pipes.



BLADES & DISCS 140 for PipeCut models 170, 170B, 170E, 220E

	BLADE/DISCS DIMENSIONS (inches)						SUITABLE WITH
	Ø	BORE	KERF	BODY	TEETH	FOR MATERIAL	
TCT 140	5.51"	2.44"	0.07"	0.06"	46	Steel, Copper, Plastics	PC 170, 170E, 220E
TCT Z140	5.51"	2.44"	0.07"	0.06"	38	Steel, Copper, Plastics	PC 170, 170E, 220E
CERMET 140	5.51"	2.44"	0.07"	0.06"	46	Steel, Stainless steel, Copper, Plastics	PC 170, 170E, 220E
CERMET X140	5.51"	2.44"	0.07"	0.06"	46	Steel, Stainless steel, Copper, Plastics	PC 170, 170E, 220E
CERMET 140 THIN	5.51"	2.44"	0.07"	0.05"	46	Steel, Stainless steel, Copper, Plastics	PC 170 Battery
DIAMOND X140	5.51"	2.44"	0.11"	0.06"	–	Cast iron, Ductile (nodular cast iron)	PC 170, 170E, 220E
ALU 140	5.51"	2.44"	0.10"	0.07"	36	Aluminium	PC 170, 170E, 220E

BLADES & DISCS 165 for PipeCut models 280E, 360E

	BLADE/DISCS DIMENSIONS (inches)						SUITABLE WITH
	Ø	BORE	KERF	BODY	TEETH	FOR MATERIAL	
TCT 165	6.50"	2.44"	0.07"	0.06"	52	Steel, Copper, Plastics	PC 280E, 360E
CERMET 165	6.50"	2.44"	0.07"	0.06"	52	Steel, Stainless, Copper, Plastics	PC 280E, 360E
CERMET X165	6.50"	2.44"	0.07"	0.06"	52	Steel, Stainless, Copper, Plastics	PC 280E, 360E
DIAMOND X165	6.50"	2.44"	0.11"	0.06"	–	Cast iron, Ductile (nodular cast iron)	PC 280E, 360E
ALU 165	6.50"	2.44"	0.10"	0.07"	42	Aluminium	PC 280E, 360E
TCT P165	6.50"	2.44"	0.07"	0.06"	40	Plastics (PE, PP, PVC, etc.)	PC 280E, 360E

SPECIAL BLADES for PipeCut models P400, P400B, V1000, V1000B

	BLADE/DISCS DIMENSIONS (inches)						SUITABLE WITH
	Ø	BORE	KERF	BODY	TEETH	FOR MATERIAL	
CERMET V155	6.10"	2.55"	0.06"	0.05"	58	Thin wall ventilation pipes	PC V1000, V1000 BATTERY
TCT P150	5.90"	2.44"	0.07"	0.05"	40	Plastics (PE, PP, PVC, etc.)	PC P400, PC P400 BATTERY
CUT+BEVEL	5.82"	2.44"	0.07"/1.18"	40/8		Plastics (PE, PP, PVC, etc.)	PC P400, PC P400 BATTERY
CUT+BEVEL DIAM.	5.51"	2.44"	0.13"	0.08"	–	Cast iron, Plastics	PC Cut+Bevel 170E PC Cut+Bevel 170 Battery

BLADES & DISCS 140 are suitable for our former models:

☑ Exact PipeCut 200, 220U, 360, 360U

BLADES & DISCS 140 are suitable for our former private label customer's pipe saws:

☑ Orbitalum +GF+ SCORP: 170, 170E, 220Plus, 360

☑ Rothenberger PipeCut: 170, 170E, 200, 360

☑ T-Drill PCS: 6, 8+, 14

☑ Victaulic PIPECUT. 170, 200, 360



The worker is standing in a narrow industrial corridor with large pipes on the walls. They are wearing a dark t-shirt with a 'BLAKLADER HEROES' logo, dark pants, and a tool belt. They are holding a white Exact PipeCut 170 tool in their right hand and a white helmet in their left hand. The lighting is dramatic, with strong highlights and deep shadows.

The Original

Pipe Cutting System
made by Exact Tools

Designed in Finland



SEE VIDEOS
AND MORE

exact
Pipe Cutting System

Exact Pipe Tools, Inc.

(A Wholly Owned Subsidiary of Exact Tools Oy)

141 Broad Blvd., # 201

Cuyahoga Falls, OH 44221

nasales@exacttools.com

DISTRIBUTOR